

SPECIFICATION FOR DYNAMIC SPEAKER

Customer	
Customer P/N	
BeStar Model Name	BMS15-11C-08H4.5RP LF
Product No.	138800
Issue No.	BS/TES01.585A
Issue Date	06/10/23

Approval:

- 1.Characteristics
- 2.Typical Frequency Response Curve
- 3.Dimension
- 4.Reliability Test
- 5.Packing
- 6.History change record

Drawn by	Checked by	Approved by	Customer approved

For conform to the European Union Directive on the Restriction of Hazardous Substances(RoHS), this type of productions forbid use all the hazardous substances as follow:

Lead
Cadmium
Mercury
Hexavalent chromium
Polybrominated biphenyls (PBB)
Polybrominated diphenyl ethers (PBDE)



BESTAR ELECTRONICS INDUSTRY CO.,LTD

No.199 HuangHe West Road.New district,changzhou,
jiangsu Province,P.R.China

Tel:86-519-8222567 Fax:86-519-8222551

Http:www.be-star.com

E-mail: wu@be-star.com, info@be-star.com

BMS15-11C-08H4.5RP LF

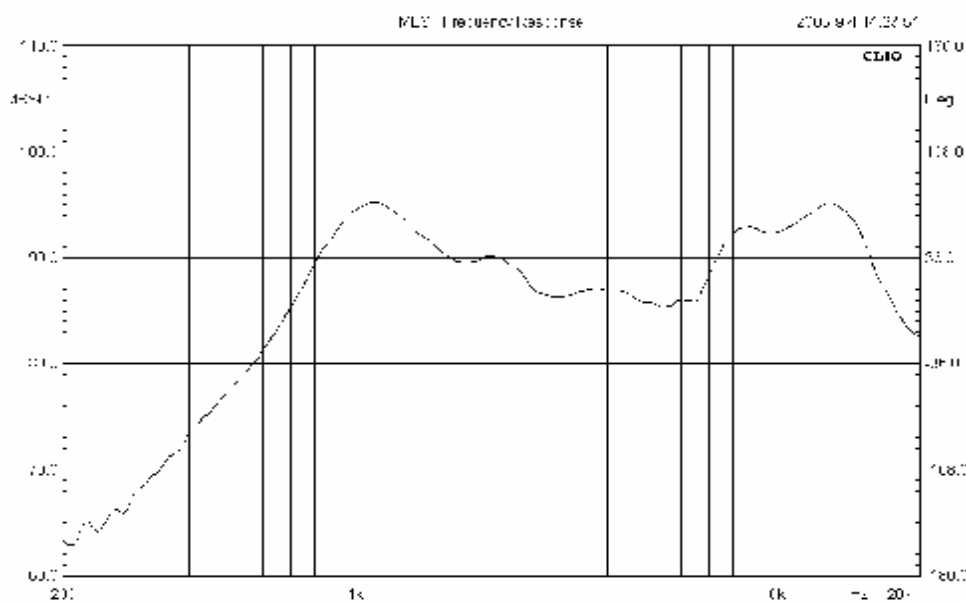
1. Characteristics

1.1 Electrical and Mechanical Characteristics



No.	Item	Specification
1.	Impedance(at 2kHz)	$8 \pm 15\% \Omega$
2.	Rated Input Power	0.8W
3.	Maximum Input Power	1.0W
4.	Resonance Frequency	$1100 \pm 20\% \text{Hz}$
5.	Frequency Response	F0 ~ 15KHz
6.	Output SPL	$92 \pm 3\text{dB}/0.1\text{W } 0.1\text{m}$ at 1.0,1.2,1.5,2.0KHz
7.	Distortion (at 1kHz,0.1W)	< 15%
8.	Buzzes & Rattles	Must be normal at sine wave 2.5V
9.	Operating Temperature	-20 ~ +70° C
10.	Storage Temperature	-20 ~ +85° C

2. Typical Frequency Response Curve



Date: 06/10/23

Drawn by: 朱成兴

Checked by: 高正

Approved by: 程久生

BMS15-11C-08H4.5RP LF

Speaker

BESTAR ELECTRONICS INDUSTRY CO.,LTD

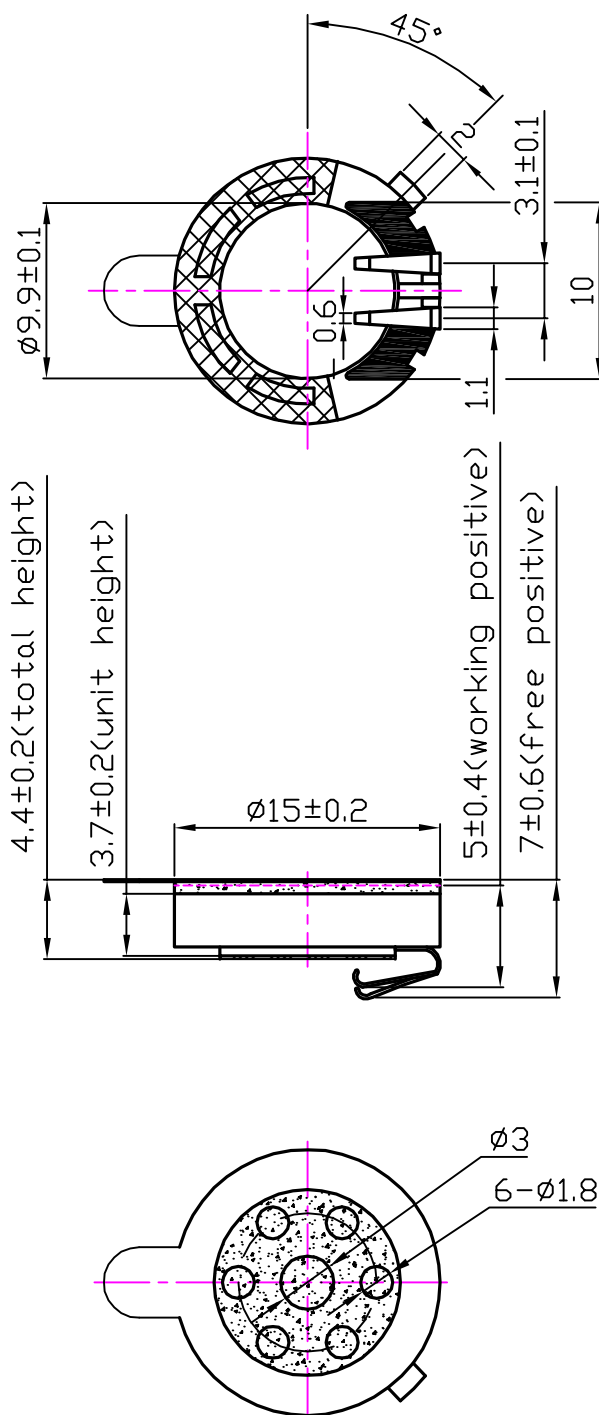
www.be-star.com wu@be-star.com

DRG NO: BS/TES01.585A

Page:1 of 5

BMS15-11C-08H4.5RP LF

3. Dimension



Unit:mm
Tolerance:± 0.2

				Date:	06/10/23	BMS15-11C-08H4.5RP LF	
				Drawn by:	朱成兴		
A	06/10/23	朱成兴		Checked by:	高 正	Speaker	
Rev.	Date	Drawn	Note	Approved by:	程久生		
BESTAR ELECTRONICS INDUSTRY CO.,LTD						DRG NO: BS/TES01.585A	Page:2 of 5

BMS15-11C-08H4.5RP LF

4. Reliability Test

4.1 Load Test

Power 0.8W
Duration 96hrs

4.2 High Temperature Test

Temperature $+70 \pm 2^{\circ}\text{C}$
Duration 48hrs

4.3 Low Temperature Test

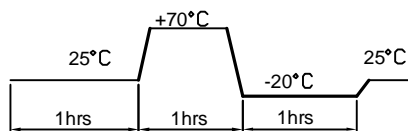
Temperature $-20 \pm 3^{\circ}\text{C}$
Duration 48hrs

4.4 Damp Heat

Temperature $40 \pm 3^{\circ}\text{C}$
Relative Humidity 90%-95%RH
Duration 96hrs

4.5 Temperature Cycle Test

Cycle 4



4.6 Drop Test

Height 100cm (in state of packing)
Times 10 (Drop onto hardwood board)

All these tests above should be measured after leaving normal temperature for 1hrs.

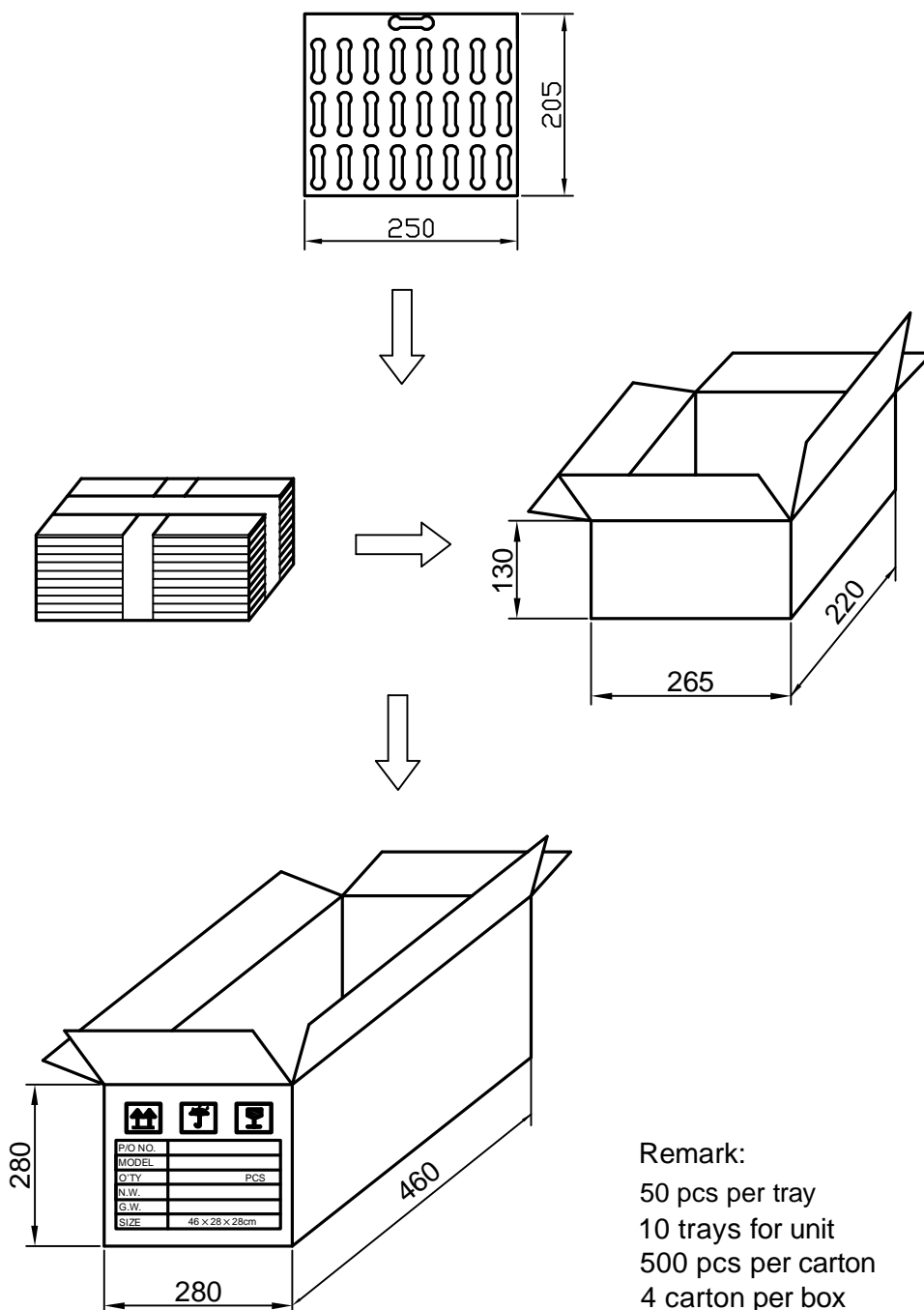
sensitivity difference at 1kHz shall be within $\pm 3\text{dB}$ from initial value after test.

This print and information there in are proprietary to Bestar Electronics Industry Co., Ltd. and shall not be used in whole or in part without its written content

				Date:	06/10/23	BMS15-11C-08H4.5RP LF
				Drawn by:	朱成兴	
A	06/10/23	朱成兴		Checked by:	高 正	Speaker
Rev.	Date	Drawn	Note	Approved by:	程久生	
BESTAR ELECTRONICS INDUSTRY CO.,LTD						DRG NO: BS/TES01.585A
www.be-star.com wu@be-star.com						Page:3 of 5

BMS15-11C-08H4.5RP LF

5. Packing



Remark:
50 pcs per tray
10 trays for unit
500 pcs per carton
4 carton per box
Total 2000pcs per box
Size: 46×28×28(cm)

				Date:	06/10/23	BMS15-11C-08H4.5RP LF
				Drawn by:	朱成兴	
A	A	06/10/23	朱成兴	Checked by:	高 正	Speaker
Rev.	Date	Drawn	Note	Approved by:	程久生	
BESTAR ELECTRONICS INDUSTRY CO.,LTD						DRG NO: BS/TES01.585A
www.be-star.com wu@be-star.com						Page:4 of 5

