



# SPECIFICATION FOR ULTRASONIC SENSOR

TOTAL PAGE

10

[www.bestarsensor.com](http://www.bestarsensor.com)

ROHS

Customer		Model Name	BPU1840IFAH12
Customer P/N		Product No.	103108
Date	31. Jul. 2012	Issue No.	BS/TEU01.334A
Page	01 of 10	Issue Date	2012/07/31

## Approval:

- 1.Applications
- 2.Features
- 3.Technical terms
- 4.Drawing
- 5.Beam Pattern
- 6.Test Circuit
- 7.Reliability Test
- 8.Notice
- 9.Packing
- 10.History change record

Drawn by	Checked by	Approved by	Customer approved
祁小柯	邹东平	李红元	

## **BESTAR SENSORTECH CO.,LTD**

Room 706.No.178. YuLong South Road,Zhonglou district,ChangZhou,  
JiangSuProvince,P.R.China

**Tel:** +86 519 88990131 **Fax:** +86 519 88990133

**E-mail:**[li@bestarsensor.com](mailto:li@bestarsensor.com) **<http://www.bestarsensor.com>**

# BPU1840IFAH12



## 1.Applications

Back sonar of automobiles, Parking meters, Water level meters

## 2.Features

- 2.1) Water proof and dual use.
- 2.2) Compact and light weight.
- 2.3) High sensitivity and sound pressure.
- 2.4) Less power consumption.
- 2.5) High reliability.

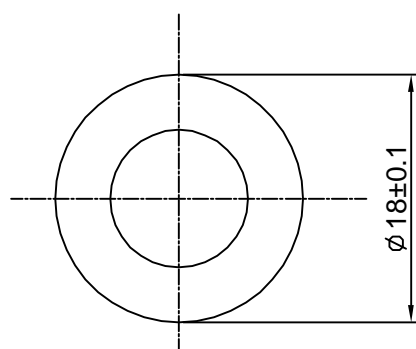
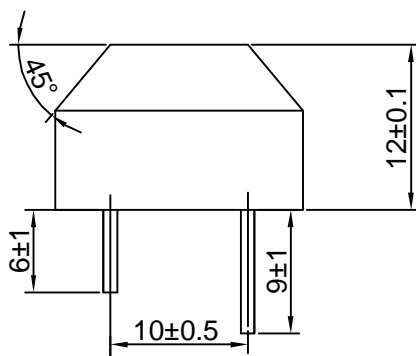
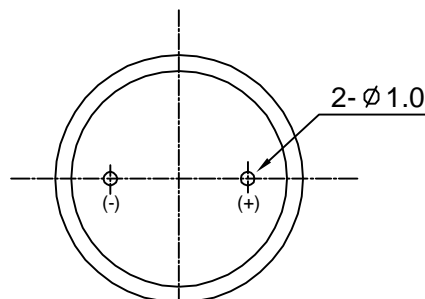
## 3.Technical terms

No.	Item	Unit	Specification
1.	Construction		Water Proof
2.	Using Method		Dual Use
3.	Center Frequency	KHz	40±1KHz
4.	Sound Pressure Level	dB	≥90(30cm/10Vrms )
5.	Sensitivity	dB	≥-75dB/V/ μ bar
6.	Echo Pulse Width	us	≥360us(at 1.2m)
7.	Ringing Time	ms	≤1.8ms
8.	Capacitance	pF	2100pF±25% at 1KHz
9.	Directivity	°	110×50deg
10.	Operating Tem.Range		-40 to +85 °C
11.	Storage Tem.Range		-40 to +85 °C
12.	Detectable Range	m	0.3...2
13.	Net weight	g	4.9g/pcs
14.	Maximum Input Voltage	Vp-p	160Vp-p
15.	Housing Material		Aluminum

				Date:	2012.07.31	BPU1840IFAH12
				Drawn by:	祁小柯	
A	2012.07.31	祁小柯		Checked by:	邹东平	Ultrasonic Sensor
Rev.	Date	Drawn	Note	Approved by:	李红元	
BESTAR SENSORTECH CO.,LTD						DRG NO: BS/TEU01. 334A
www.bestarsensor.com li@bestarsensor.com						Page:2 of 10

# BPU1840IFAH12

## 4.Drawing

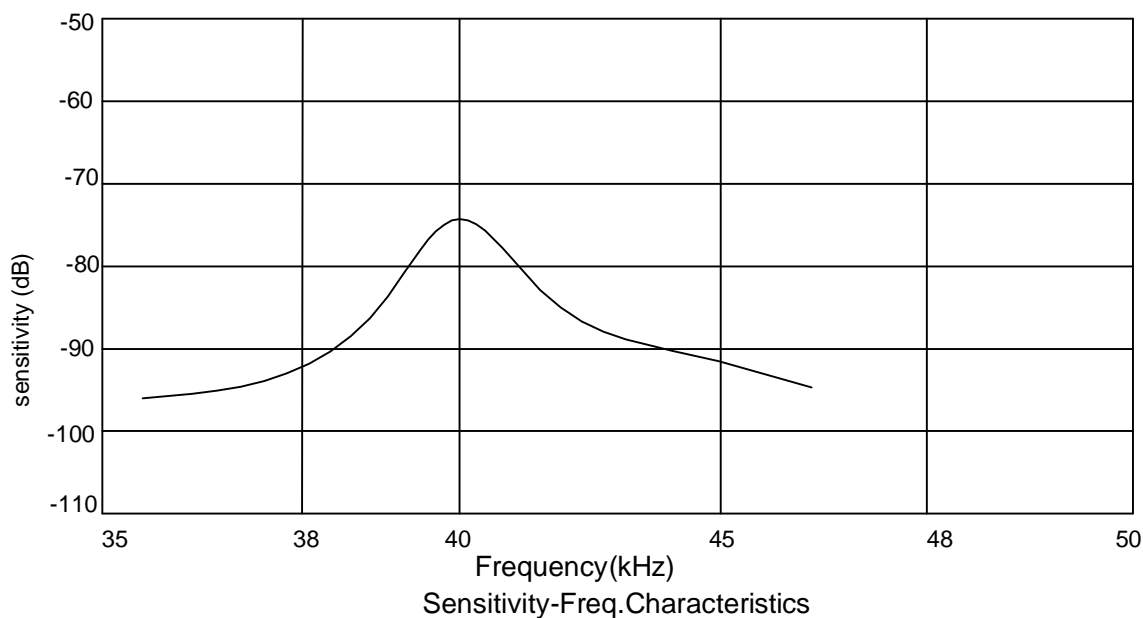
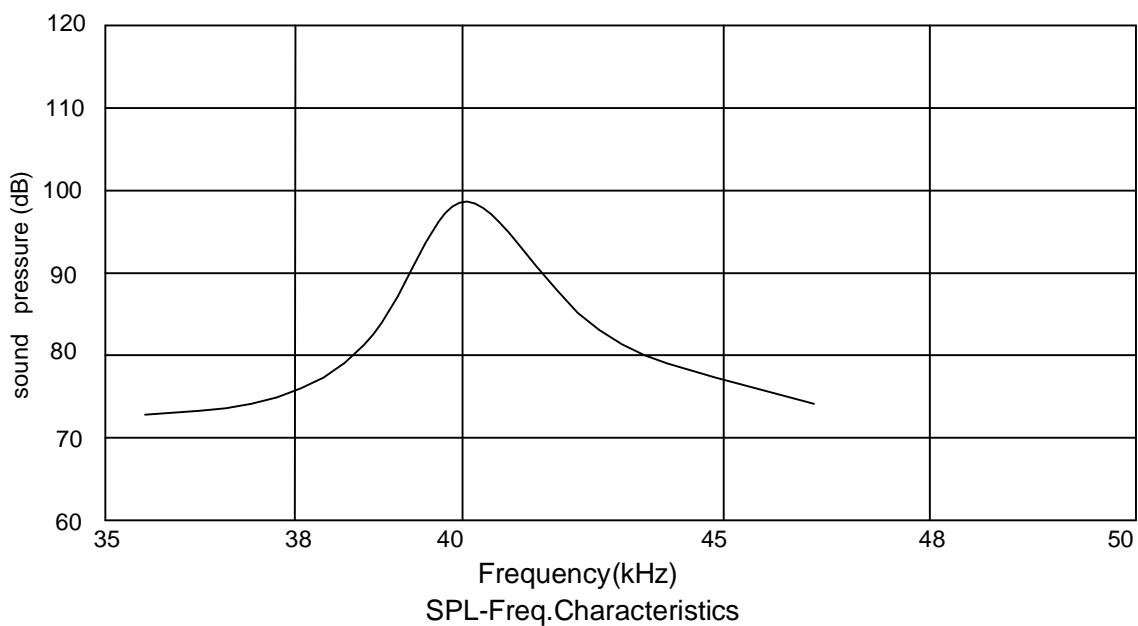


unit:mm

A				Date:	2012.07.31	BPU1840IFAH12
				Drawn by:	祁小柯	
	A	2012.07.31	祁小柯	Checked by:	邹东平	Ultrasonic Sensor
	Rev.	Date	Drawn	Approved by:	李红元	
BESTAR SENSORTECH CO.,LTD						DRG NO: BS/TEU01. 334A
www.bestarsensor.com li@bestarsensor.com						Page:3 of 10

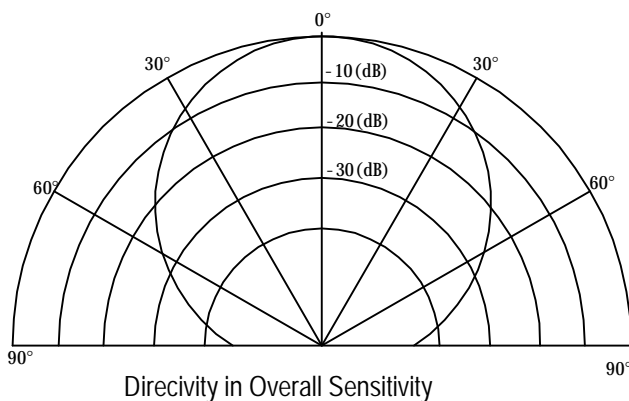
# BPU1840IFAH12

## 5.Beam Pattern



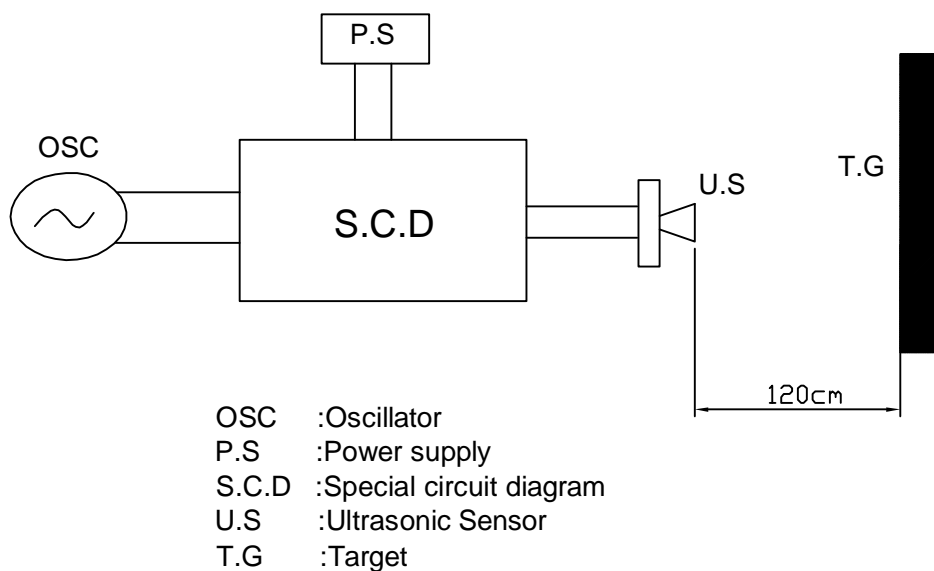
A				Date:	2012.07.31	BPU1840IFAH12
				Drawn by:	祁小柯	
	A	2012.07.31	祁小柯	Checked by:	邹东平	Ultrasonic Sensor
	Rev.	Date	Drawn	Approved by:	李红元	
BESTAR SENSORTECH CO.,LTD						DRG NO: BS/TEU01. 334A
www.bestarsensor.com li@bestarsensor.com						Page:4 of 10

# BPU1840IFAH12



## 6.Test circuit

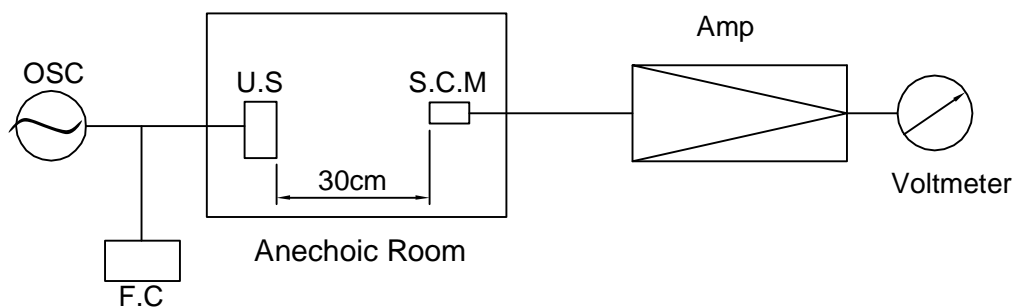
### Echo&Rest.Resonant Time test circuit



				Date:	2012.07.31	BPU1840IFAH12
				Drawn by:	祁小柯	
A	2012.07.31	祁小柯		Checked by:	邹东平	Ultrasonic Sensor
Rev.	Date	Drawn	Note	Approved by:	李红元	
BESTAR SENSORTECH CO.,LTD						DRG NO: BS/TEU01. 334A
www.bestarsensor.com li@bestarsensor.com						Page:5 of 10

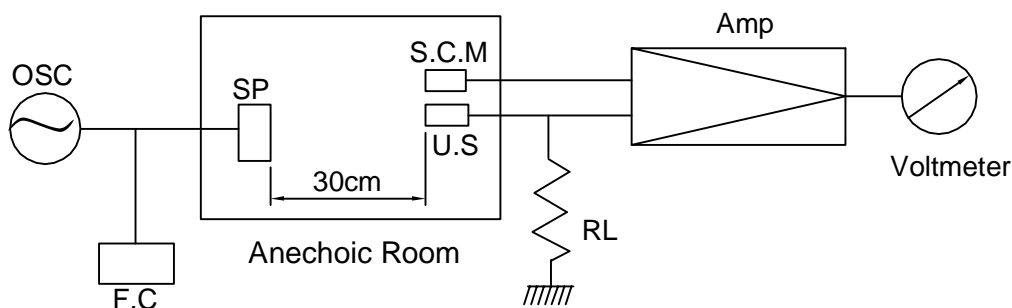
BPU1840IFAH12

## S.P.L test circuit



OSC. :Oscillator  
F.C. :Frequency Counter  
U.S. :Ultrasonic Sensor  
S.C.M:Standard Cappacitor Microphone  
Amp. :Amplifier

## sensitivity test circuit



OSC. :Oscillator  
F.C. :Frequency Counter  
U.S. :Ultrasonic Sensor  
S.C.M:Standard Cappacitor Microphone  
Amp. :Amplifier  
SP :Tweeter  
RL : 3.9K  $\Omega$

				Date:	2012.07.31	BPU1840IFAH12
				Drawn by:	祁小柯	
A	2012.07.31	祁小柯		Checked by:	邹东平	Ultrasonic Sensor
Rev.	Date	Drawn	Note	Approved by:	李红元	
BESTAR SENSORTECH CO.,LTD						DRG NO: BS/TEU01. 334A
www.bestarsensor.com li@bestarsensor.com						Page:6 of 10

# BPU1840IFAH12

## 7. Reliability Test

### 7.1 High temp.life test

Temperature + 85±3°C  
Duration 500hrs

### 7.2 Low temp.life test

Temperature -40±3°C  
Duration 500hrs

### 7.3 Heat Cycle Test

Temperature + 85±3°C 1hour  
-40±3°C 1hour  
Cycles 100cycles

### 7.4 Humidity Test

Temperature +65±2°C  
Relative Humidity 90~95%  
Duration 500hrs

### 7.5 Vibration Test

Vibration Frequency 10~ 200Hz  
Sweep Period 1 5min  
Acceleration 43.12m/s<sup>2</sup> (4.4G)  
Direction 3(x.y&z)  
Time 96hours/direction

### 7.6 Shock test

Acceleration sine 980 m/s<sup>2</sup>(100G)  
Direction 3directions  
Shock time 3 time/directions

### 7.7 Drop test

Height 1m onto concrete floor  
Times 10 times

### 7.8 Connector soldering check:

Immersing terminal up to 1mm below base in soldering bath at 260 °C 10 seconds

#### Notice:

The variation of the S.P.L at 40 kHz is within 3dB compared with initial figures at 25°C in 24 hours after above test condition.

				Date:	2012.07.31	BPU1840IFAH12
				Drawn by:	祁小柯	
A	2012.07.31	祁小柯		Checked by:	邹东平	Ultrasonic Sensor
Rev.	Date	Drawn	Note	Approved by:	李红元	
BESTAR SENSORTECH CO.,LTD						DRG NO: BS/TEU01. 334A
www.bestarsensor.com li@bestarsensor.com						Page:7 of 10

# BPU1840IFAH12

## 8. Notice

### 8.1 Export Control <For customers outside The People's Republic of China>

No BeStar products should be used or sold, through any channels, for use in the design, development, production, utilization, maintenance or operation of, or otherwise contribution to (1) any weapons (Weapons of Mass Destruction [nuclear, chemical or biological weapons or missiles] or conventional weapons) or

(2) goods or systems specially designed or intended for military end-use or utilization by military end-users.

8.2 Please contact our sales representatives or product engineers before using the products in the specification or catalogue for the applications listed below, which require especially high reliability for the prevention of defects which might directly damage a third party's life, body or property, or when one of our products is intended for use in applications other than those specified in this specification.

- a) Aircraft equipment or Aerospace equipment
- b) Undersea equipment and Power plant equipment
- c) Medical equipment and Transportation equipment (vehicles, trains, ships, etc.)
- d) Traffic signal equipment i Disaster prevention / crime prevention equipment
- e) Data-processing equipment including Application of similar complexity and/or reliability requirements to the applications listed above

8.3 Product specifications and catalogues are subject to change and our products in them may be discontinued without advance notice.

Please check with our sales representatives or product engineers before ordering. If there are any questions, please contact our sales representatives or product engineers.

8.4 Please read rating and CAUTION (for storage, operating, rating, soldering, mounting and handling) in this specifications in order to prevent smoking and/or burning, etc.

8.5 Please note that unless otherwise specified, we shall assume no responsibility whatsoever for any conflict or dispute that may occur in connection with the effect of our and/or a third party's intellectual property rights and other related rights in consideration of your use of our products and/or information described or contained in our specifications and catalogues. In this connection, no representation shall be made to the effect that any third parties are authorized to use the rights mentioned above under licenses without our consent.

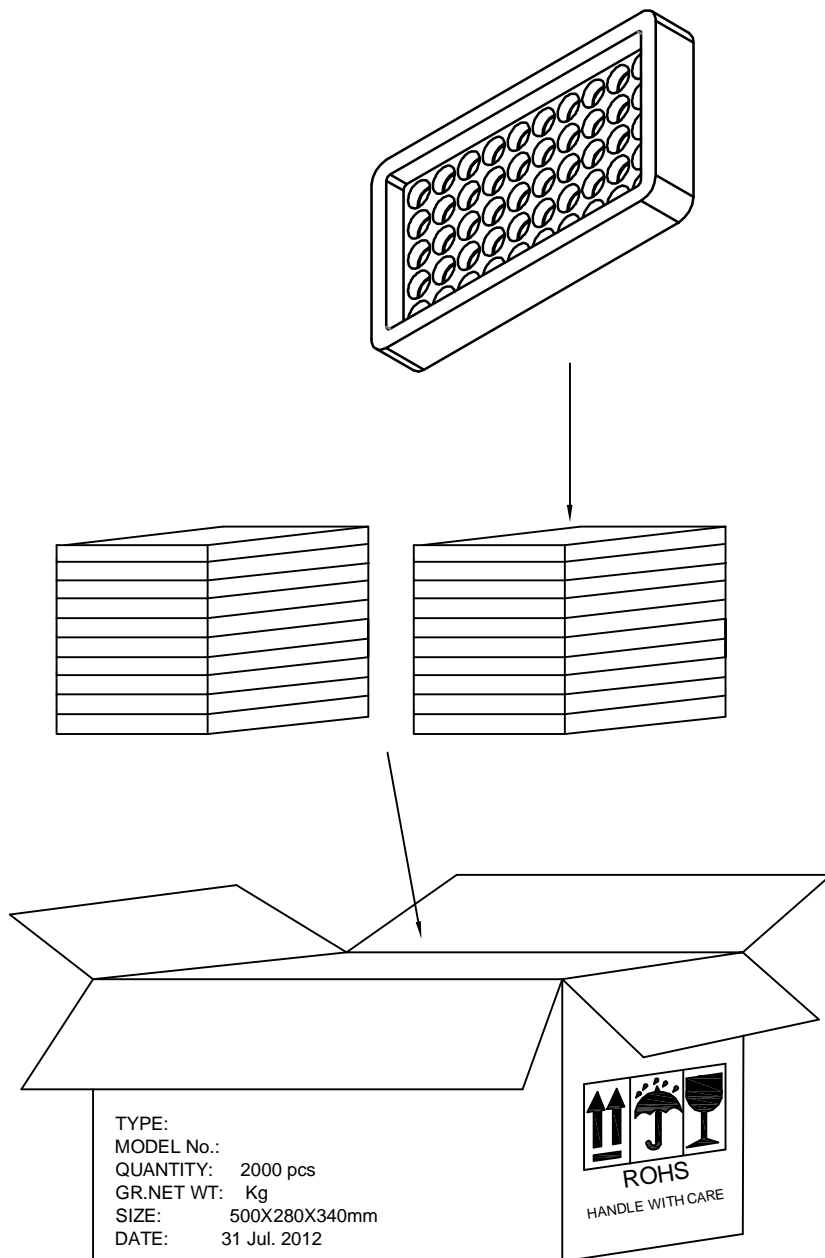
8.6 No ozone depleting substances (ODS) under the Montreal Protocol are used in our manufacturing process.

A				Date:	2012.07.31	BPU1840IFAH12
				Drawn by:	祁小柯	
	A	2012.07.31	祁小柯	Checked by:	邹东平	Ultrasonic Sensor
	Rev.	Date	Drawn	Approved by:	李红元	
BESTAR SENSORTECH CO.,LTD						DRG NO: BS/TEU01. 334A
www.bestarsensor.com li@bestarsensor.com						Page:8 of 10



# BPU1840IFAH12

## 9.Packing



- 1)50 pcs/tray
- 2)40 trays/carton
- 3)2000 pcs/carton in total
- 4)carton size: 500X280X340m m

A				Date:	2012.07.31	BPU1840IFAH12
				Drawn by:	祁小柯	
	A	2012.07.31	祁小柯	Checked by:	邹东平	Ultrasonic Sensor
	Rev.	Date	Drawn	Approved by:	李红元	
BESTAR SENSORTECH CO.,LTD						DRG NO: BS/TEU01. 334A
www.bestarsensor.com li@bestarsensor.com						Page:9 of 10

